



Water Management Technologies, Inc. • PO Box 66125 • Baton Rouge, LA 70896 USA
 Toll Free: 877.755.0026 • Phone: 225.755.0026 • Fax: 225.755.0995
 Web Page: W-M-T.com • Email: info@w-m-t.com

Standard features

- Low weight cast aluminum construction.
- Quiet operation with integral inlet and outlet muffling.
- Recognized TEFC motor.
- High efficiency / low noise impeller design.
- No lubrication / maintenance required.
- Allowed ambient: -10 °F to +105 °F.
- Mountable in any plane.

Max. continuous operating Pressure 3.8 psig / 105.0 In. WG
Vacuum 7.7 In. Hg / 104.7 In. WG

Options

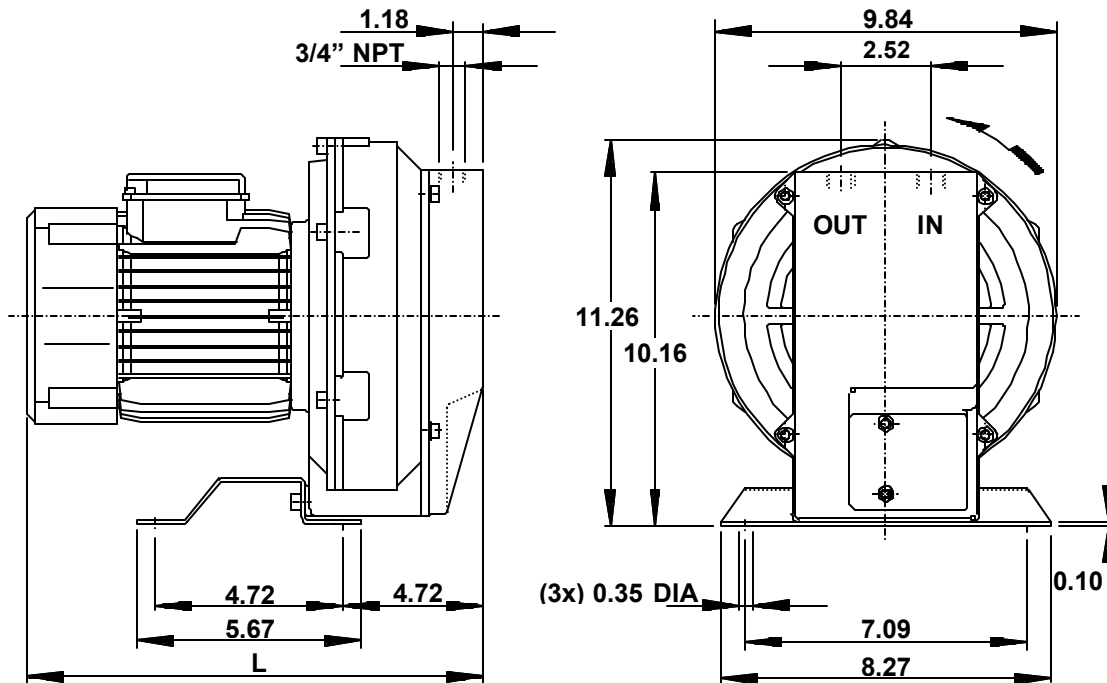
- Remote drive models (belt or coupling).
- Special voltages.
- Surface treatment or plating.
- Gas tight sealing.
- Special designs available.

Accessories

- Inlet and/or inline filters.
- Additional inlet/outlet silencers.
- Safety valves.
- Flow converting devices.
- Optional connectors.



Dimensions in inches



Motor power	Hp 60 Hz	3/4
	Hp 50 Hz	5/8
L	In.	11.42
Weight	Lbs.	27.50

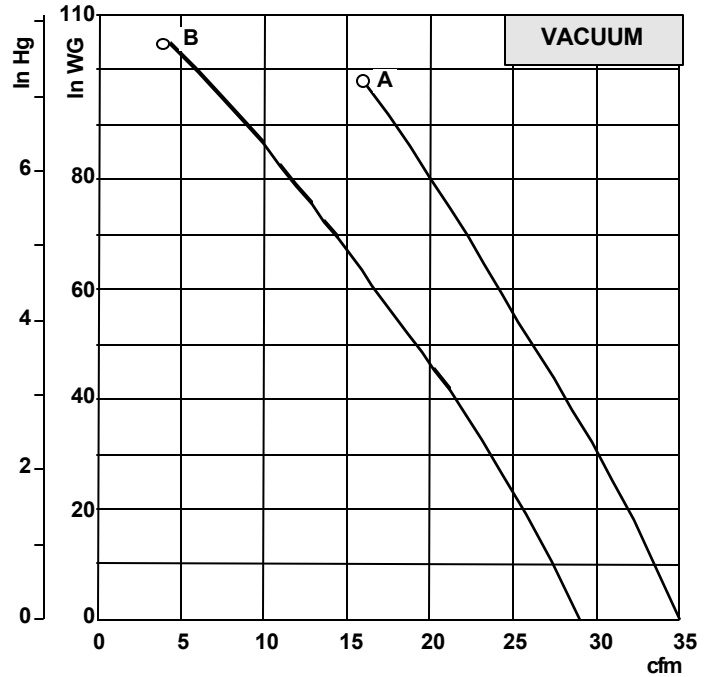
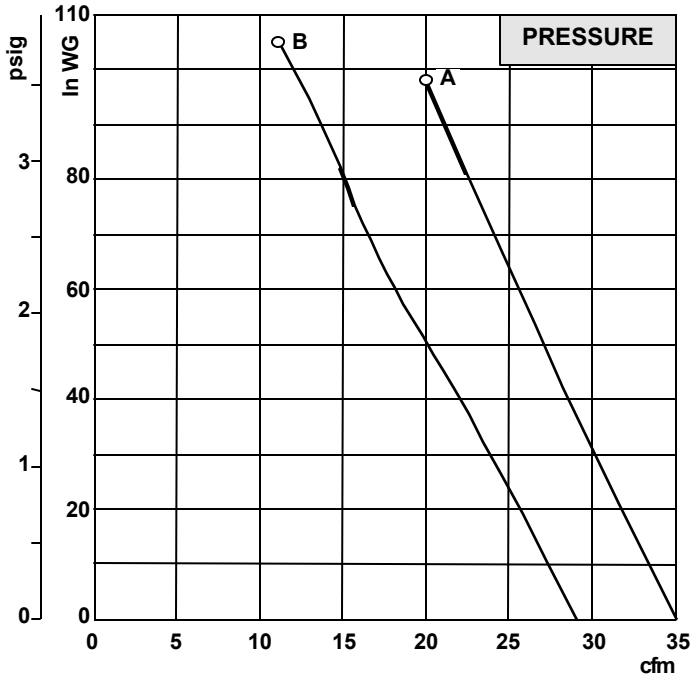


REGENERATIVE BLOWERS - S15D

50 or 60 Hz • Single or Three Phase



Water Management Technologies, Inc. • PO Box 66125 • Baton Rouge, LA 70896 USA
 Toll Free: 877.755.0026 • Phone: 225.755.0026 • Fax: 225.755.0995
 Web Page: W-M-T.com • Email: info@w-m-t.com



Notes:

- Curves indicate performance rated for continuous operation.
- Performance data based on ambient / inlet air temperature of 68 °F and barometric pressure of 29,92 In. Hg
- Performance values may vary by ±10%
- Sound level measured at 1 m distance with inlet and outlet piped.
- Specifications are subject to change without notice.

S15D

60 Hz – 3500 rpm

Reference		A	
Maximum airflow	cfm	35	
Maximum continuous pressure	In. WG	98	
Maximum continuous vacuum	In. Hg	7.2	
Maximum sound level	dB(A)	64	
Motor horsepower	Hp	3/4	
Standard voltage	Volt	115 or 208-230	208-230/460
Phase		1	3
Rated F.L. current	Amps	10,0 or 5,5-5,0	2,9-2,6/1,3
Rated locked rotor current	Amps	40 or 22-20	15-13/7
Insulation	Class	F	F

50 Hz – 2900 rpm

Reference		B	
Maximum airflow	cfm	29	
Maximum continuous pressure	In. WG	105	
Maximum continuous vacuum	In. Hg	7.7	
Maximum sound level	dB(A)	62	
Motor horsepower	Hp	5/8	
Standard voltage	Volt	230	200/400
Phase		1	3
Rated F.L. current	Amps	5,0	2,9/1,3
Rated locked rotor current	Amps	20	15/7
Insulation	Class	F	F